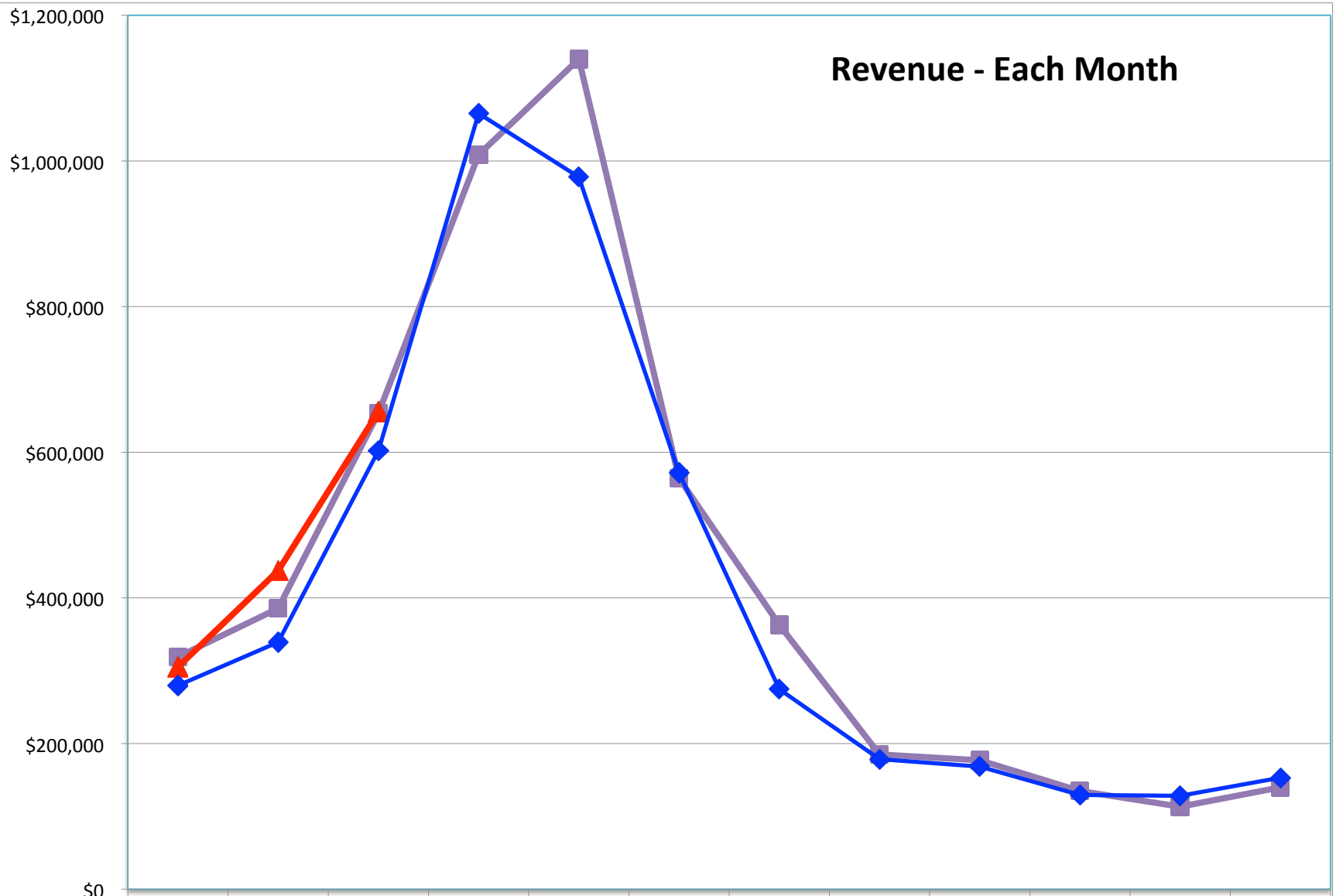

	April	May	June	July	Aug	Sept	Oct	Nov	Dec	Jan	Feb	March
FY2015	$318,971	$385,614	$653,912	$1,008,512	$1,139,866	$564,267	$363,050	$184,995	$176,989	$134,893	$113,353	$139,832
FY2016	$305,112	$437,321	$655,730									
% Diff	-4.3%	13.4%	0.3%									
Budget	$279,724	$339,273	$602,263	$1,065,181	$977,825	$571,889	$274,583	$178,524	$168,296	$129,408	$128,279	$153,155
%Diff	9.1%	28.9%	8.9%									

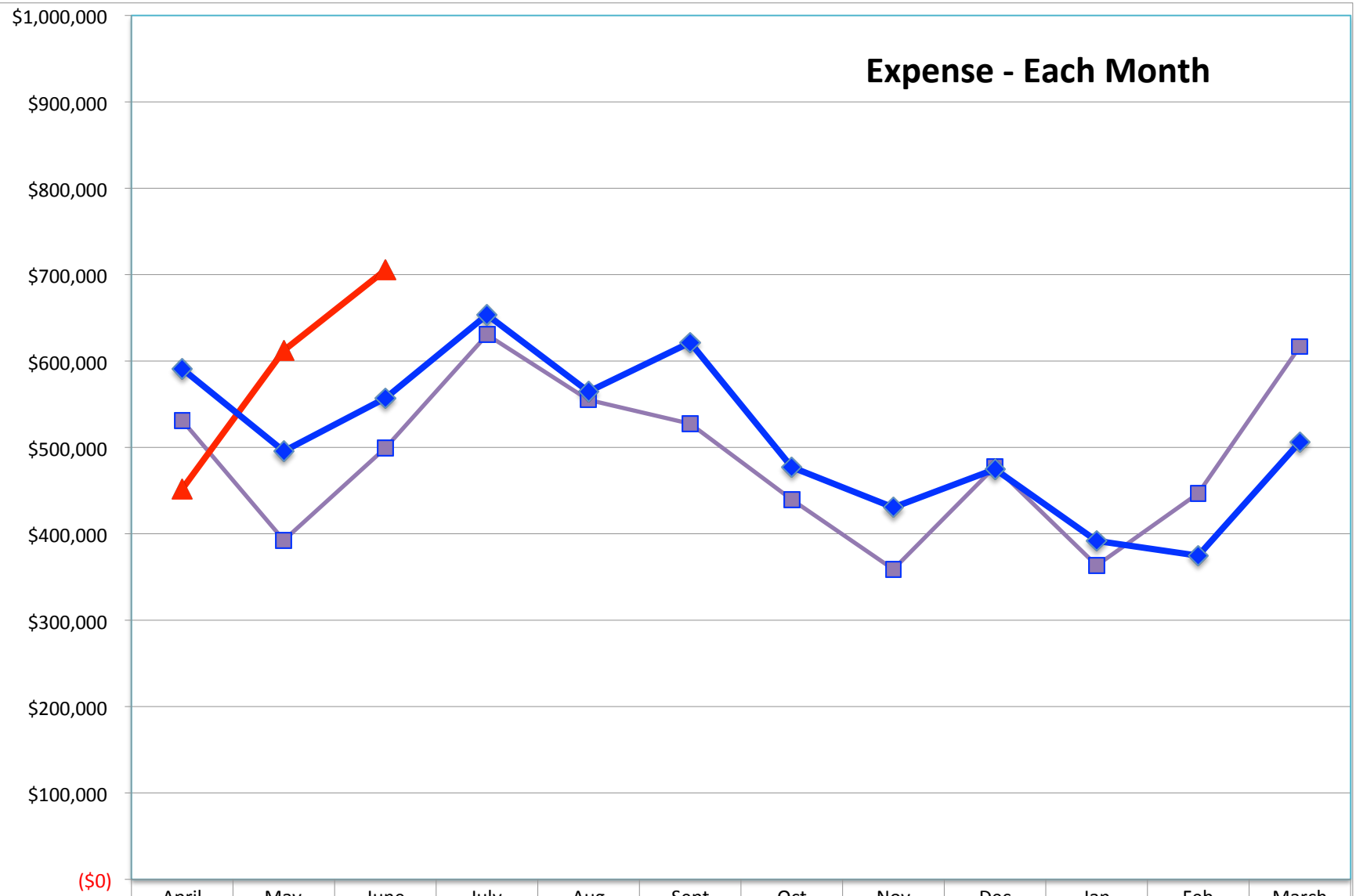

	April	May	June	July	Aug	Sept	Oct	Nov	Dec	Jan	Feb	March
FY2015	$531,237	$392,533	$499,263	$630,479	$554,991	$527,375	$439,535	$358,885	$477,651	$363,406	$446,694	$616,708
FY2016	$451,809	$612,207	$705,215									
% Diff	-15.0%	56.0%	41.3%									
Budget	$591,004	$495,695	$556,990	$653,407	$564,574	$621,399	$477,009	$430,538	$474,690	$391,855	$374,620	$506,284
% Diff	-23.6%	23.5%	26.6%									

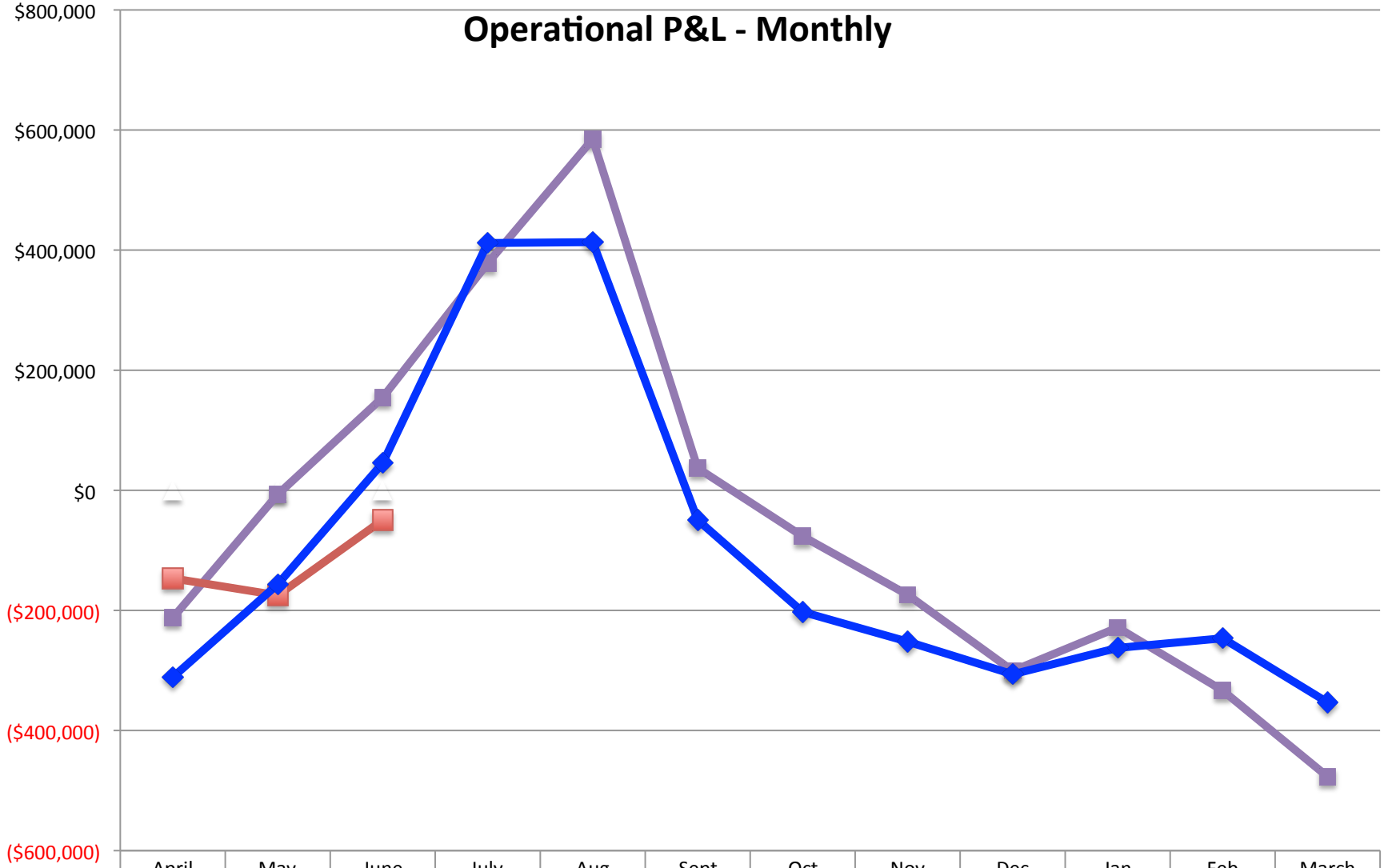

	April	May	June	July	Aug	Sept	Oct	Nov	Dec	Jan	Feb	March
FY2015	($212,266)	($6,919)	$154,649	$378,033	$584,875	$36,892	($76,485)	($173,890)	($300,662)	($228,513)	($333,341)	($476,876)
FY2016	($146,697)	($174,886)	($49,485)									
% Diff	30.9%	-2427.6%	-132.0%									
Budget	($311,280)	($156,422)	$45,273	$411,773	$413,251	($49,510)	($202,426)	($252,014)	($306,394)	($262,447)	($246,341)	($353,129)
% Diff	52.9%	-11.8%	-209.3%									

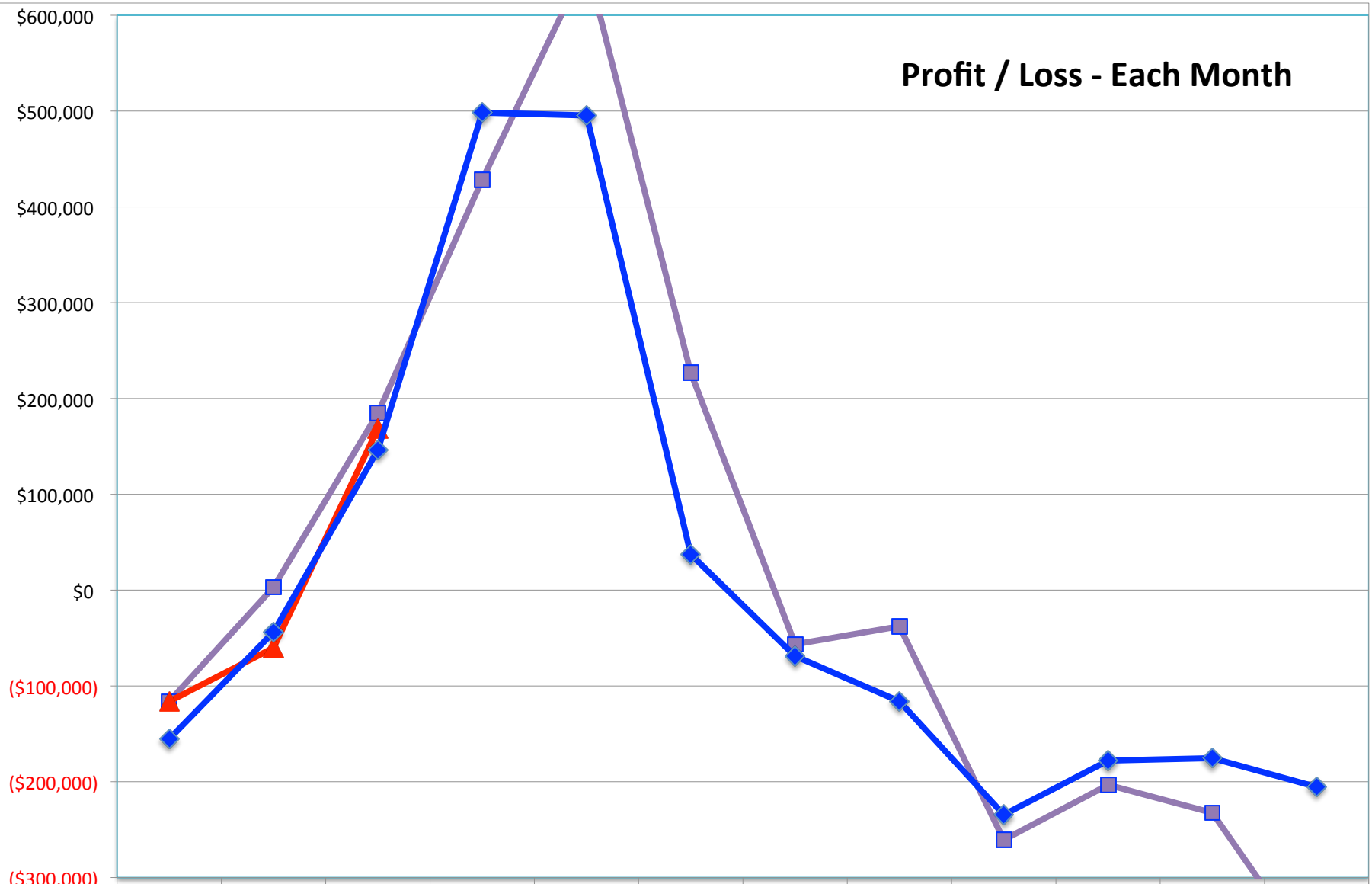

	April	May	June	July	Aug	Sept	Oct	Nov	Dec	Jan	Feb	March
FY2015	($116,266)	$3,081	$184,649	$428,233	$654,875	$226,892	($56,485)	($37,890)	($260,662)	($203,273)	($232,459)	($388,625)
FY2016	($116,227)	($60,272)	$168,606									
% Diff	0.0%	-2056.2%	-8.7%									
Budget	($155,378)	($43,686)	$146,293	$498,289	$495,432	$37,194	($68,818)	($116,041)	($234,410)	($177,994)	($175,448)	($205,432)
% Diff	25.2%	-38.0%	15.3%									

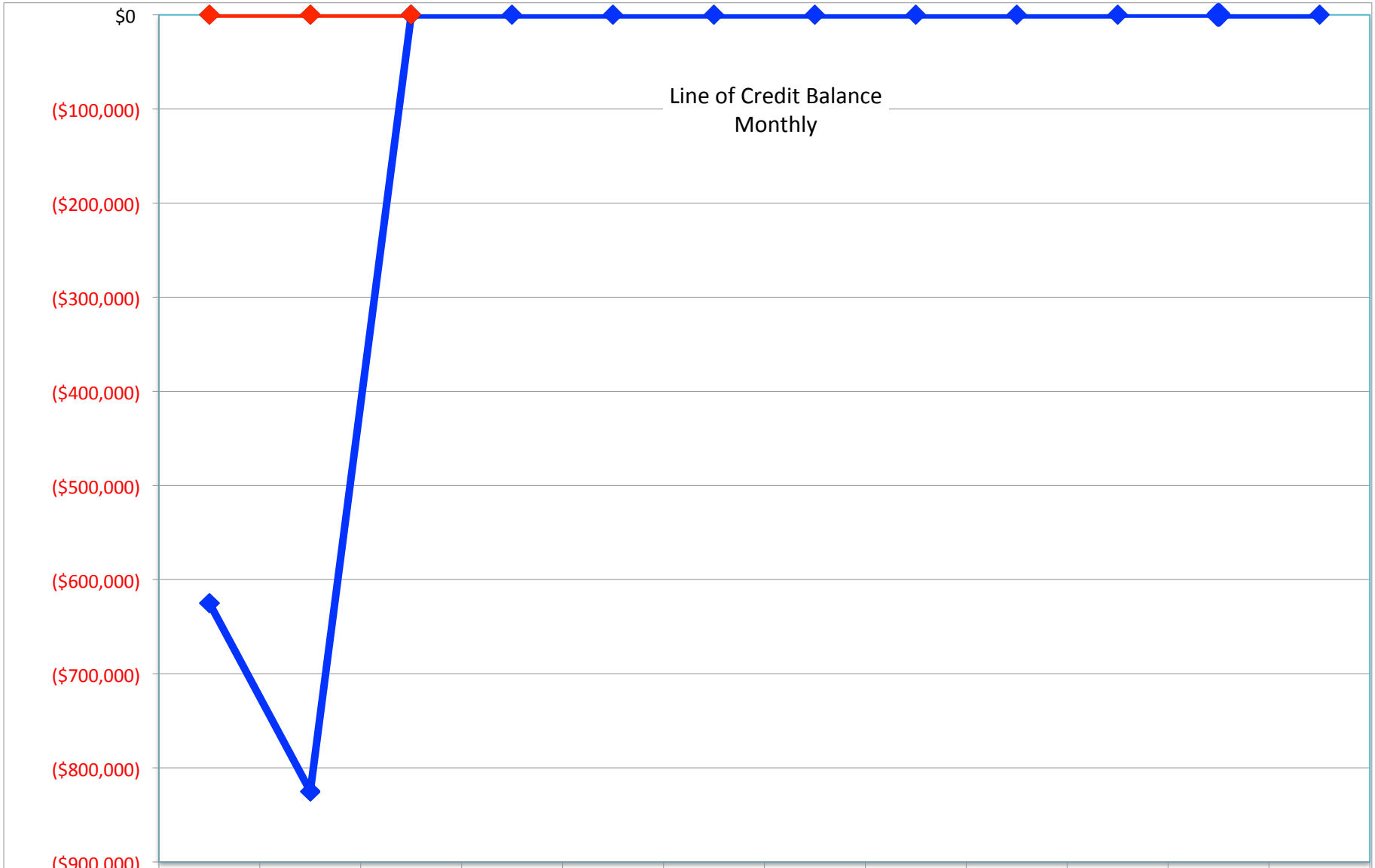

	April	May	June	July	Aug	Sept	Oct	Nov	Dec	Jan	Feb	March
Balance FY2015	($625,000)	($825,000)	$0	$0	$0	$0	$0	$0	$0	$0	$0	$0
Balance FY2016	$0	$0	$0									

Revenue - Cumulative

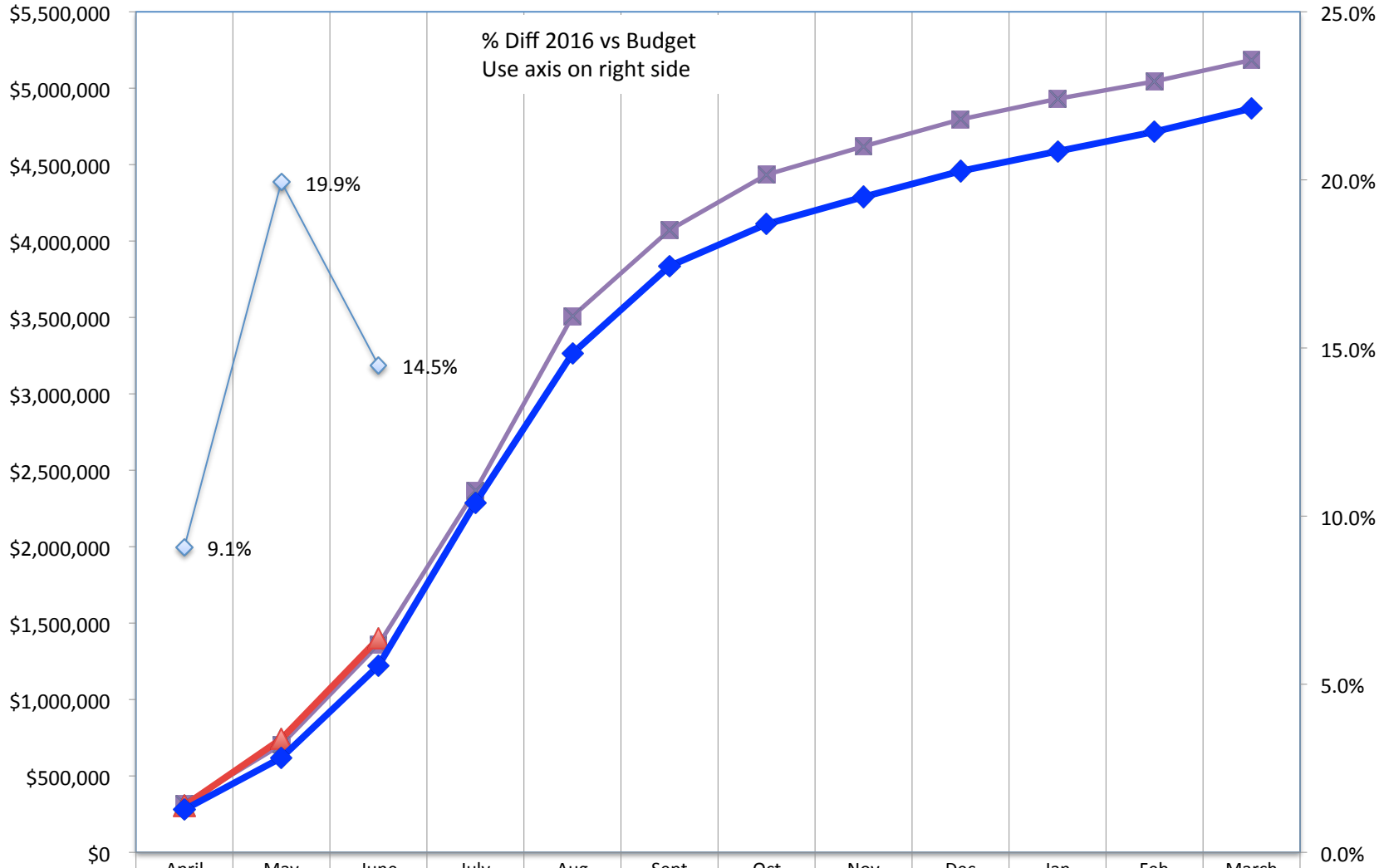

	April	May	June	July	Aug	Sept	Oct	Nov	Dec	Jan	Feb	March
FY2015	$318,971	$704,585	$1,358,497	$2,367,009	$3,506,875	$4,071,142	$4,434,192	$4,619,187	$4,796,176	$4,931,069	$5,044,422	$5,184,254
FY2016	$305,112	$742,433	$1,398,163									
% Diff 16 vs 15	-4.3%	5.4%	2.9%									
Budget	$279,724	$618,997	$1,221,260	$2,286,441	$3,264,266	$3,836,155	$4,110,738	$4,289,262	$4,457,558	$4,586,966	$4,715,245	$4,868,400
% Diff 16 vs Bud	9.1%	19.9%	14.5%									

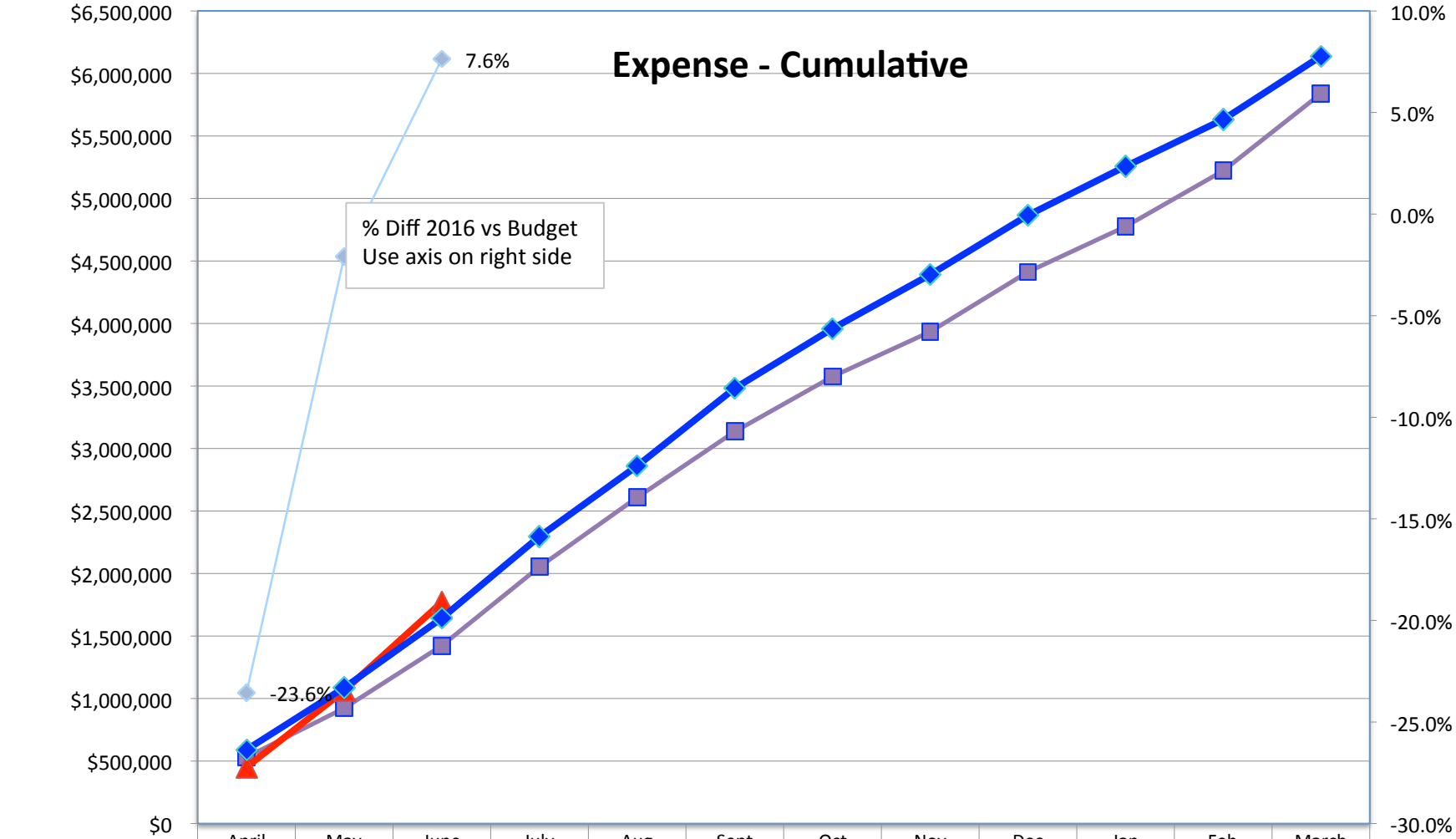

	April	May	June	July	Aug	Sept	Oct	Nov	Dec	Jan	Feb	March
FY2015	$531,237	$923,770	$1,423,033	$2,053,512	$2,608,503	$3,135,878	$3,575,413	$3,934,298	$4,411,949	$4,775,355	$5,222,049	$5,838,757
FY2016	$451,809	$1,064,016	$1,769,231									
% Diff 16 vs 15	-15.0%	15.2%	24.3%									
Budget	$591,004	$1,086,699	$1,643,689	$2,297,096	$2,861,670	$3,483,069	$3,960,078	$4,390,616	$4,865,306	$5,257,161	$5,631,781	$6,138,065
% Diff 16 vs Bud	-23.6%	-2.1%	7.6%									

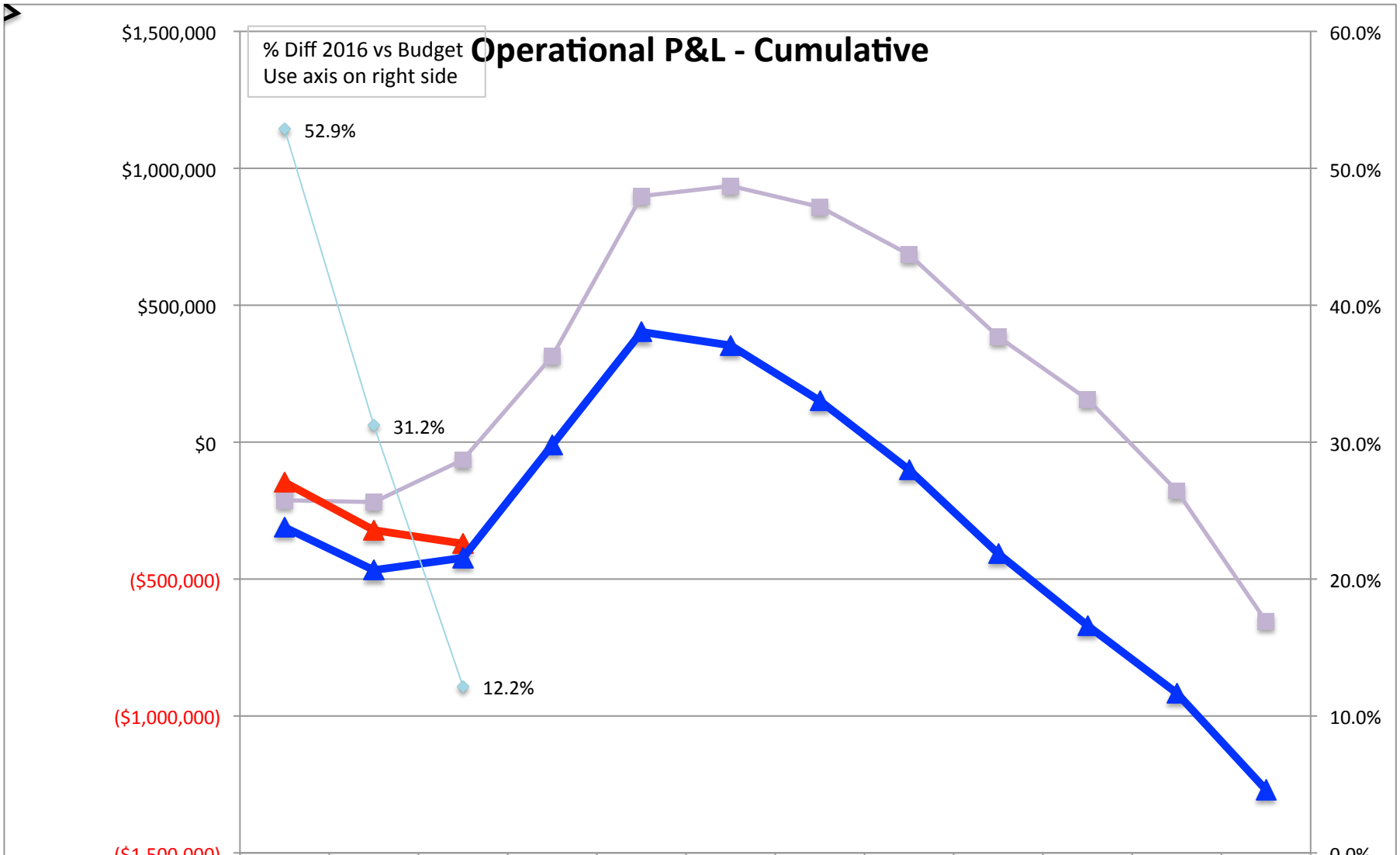

	April	May	June	July	Aug	Sept	Oct	Nov	Dec	Jan	Feb	March
FY2015	($212,266)	($219,185)	($64,536)	$313,497	$898,372	$935,264	$858,779	$684,889	$384,227	$155,714	($177,627)	($654,503)
FY2016	($146,697)	($321,583)	($371,068)									
% Diff 16 vs 15	30.9%	-46.7%	-475.0%									
Budget	($311,280)	($467,702)	($422,429)	($10,656)	$402,595	$353,085	$150,659	($101,355)	($407,749)	($670,196)	($916,537)	($1,269,66
% Diff 16 vs Bud	52.9%	31.2%	12.2%									

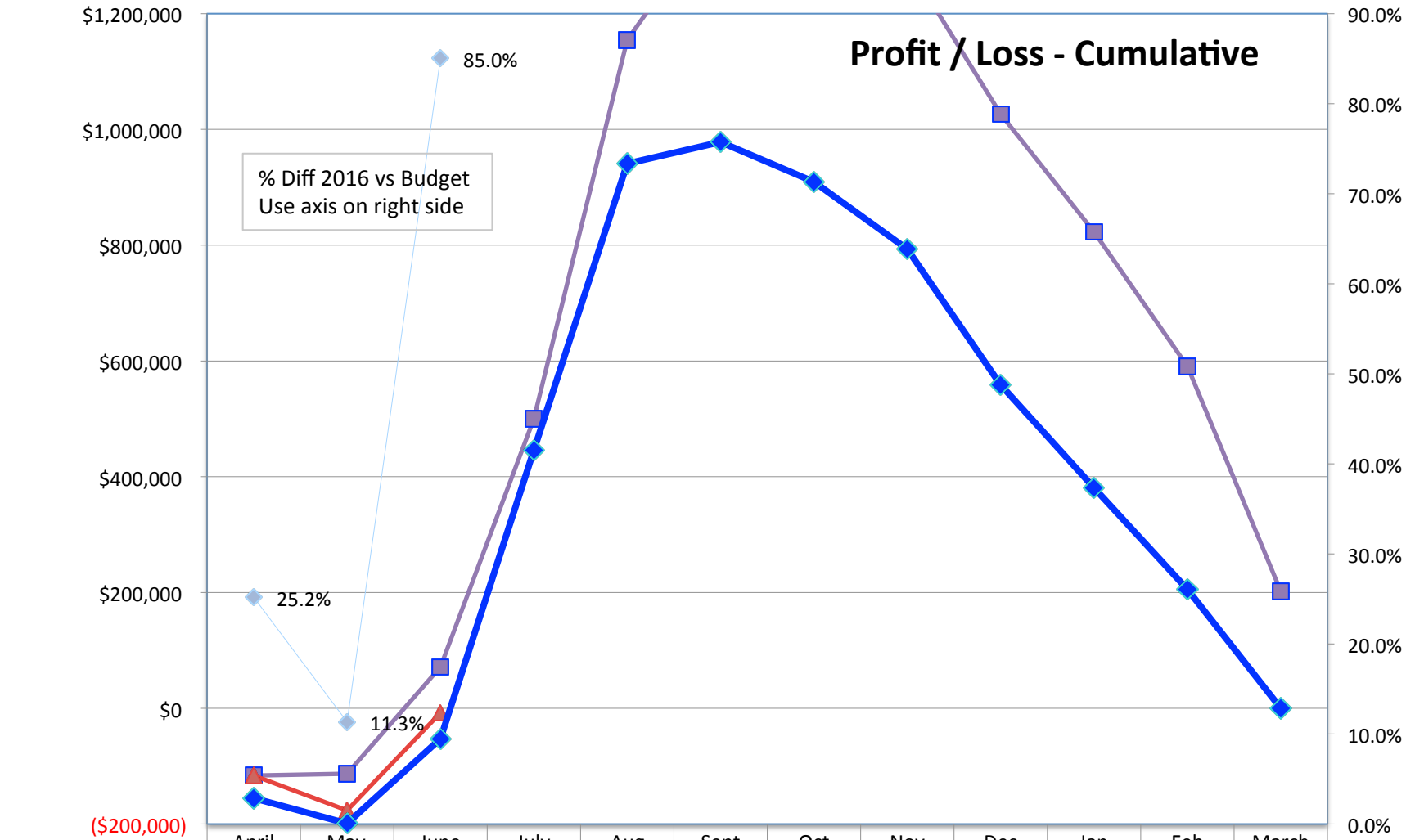

	April	May	June	July	Aug	Sept	Oct	Nov	Dec	Jan	Feb	March
FY2015	($116,266)	($113,185)	$71,464	$499,697	$1,154,572	$1,381,464	$1,324,979	$1,287,089	$1,026,427	$823,154	$590,695	$202,070
FY2016	($116,227)	($176,499)	($7,893)									
% Diff 16 vs 15	0.0%	-55.9%	-111.0%									
Budget	($155,378)	($199,064)	($52,771)	$445,518	$940,950	$978,144	$909,326	$793,285	$558,875	$380,881	$205,433	$1
% Diff 16 vs Bud	25.2%	11.3%	85.0%									